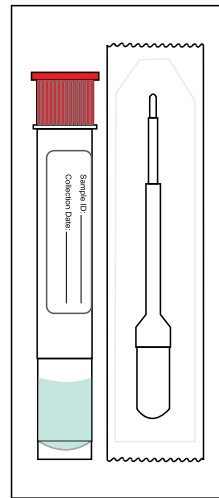


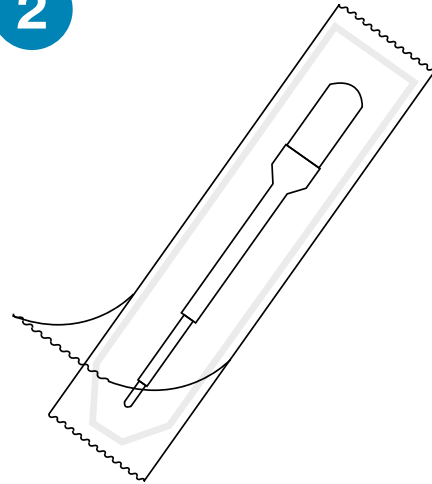
Quantisal™ Oral Fluid Collection Device for Drug Testing

1



Check expiration date on Quantisal packaging and ensure donor has refrained from consumption of food or beverage for 10 minutes prior to specimen collection.

2

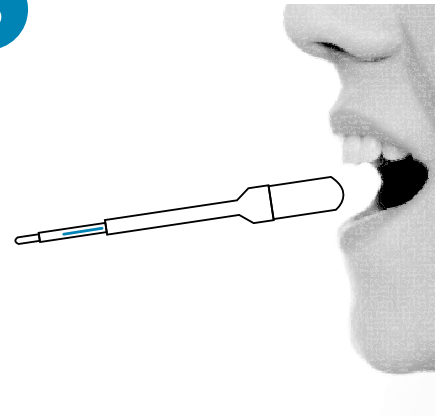


Instruct donor to peel open package and remove collector.

Have donor move tongue side to side to accumulate saliva in his/her mouth before starting to speed up the collection.

Keep the tip of the device pointed down.

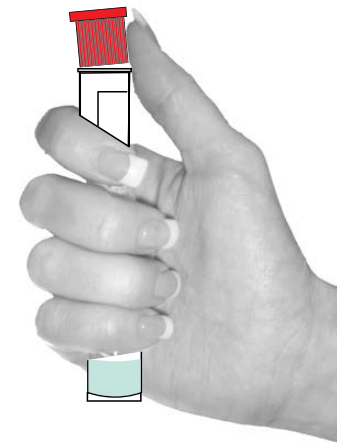
3



Instruct donor to position collector under tongue and close mouth. **Keep head down to allow gravity to help with saliva collection.**

IMPORTANT - ensure donor does not chew on pad, talk or remove collector from mouth until indicator turns **BLUE**, or until 10 minutes has elapsed.

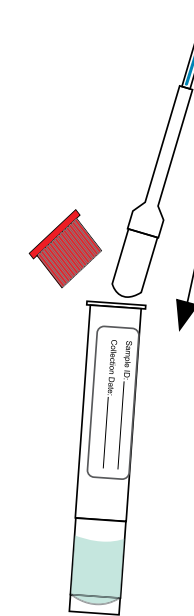
4



Instruct donor to hold transport tube in an upright position and uncap by pushing up with thumb(s).

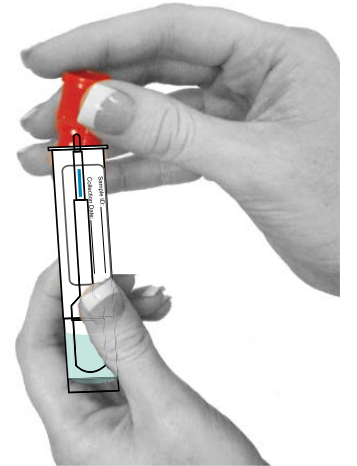
Do not stand tube on table. Do not spill or empty liquid from tube.

5



Instruct donor to insert collector into the uncapped transport tube and replace cap.

6



SNAP CAP firmly for transport. Place center of specimen seal on top of tube and press down both sides. Complete paperwork and send sample to laboratory.

Intended use: Quantisal is intended for the collection and transport of oral fluid drugs of abuse testing. Not for home use.

Summary and Explanation of Function: When 1mL (+/-10%) of oral fluid is collected the volume adequacy indicator on the stem of the Quantisal collector turns blue. The collector is placed in a transport tube containing a buffer which stabilizes the specimen for shipping and storage.

How the Volume Adequacy Indicator Works: The cellulose pad is extended into a "cellulose tail" inside the polypropylene stem. Blue dye is placed on the cellulose tail below the window in the stem. As the cellulose pad saturates with oral fluid, the fluid migrates along the cellulose tail and dissolves the dye. As the pad further saturates, the dye migrates further up the tail until it becomes visible in the window of the stem.

Do not put buffer into mouth

Do not use Quantisal beyond expiration date printed on package



We are Toxicology.

Tel 909.482.0840 | Toll Free 888.664.8378 | Fax 909.482.0850 | www.immunalysis.com

© 2014 Immunalysis Corporation. All rights reserved. MKT-1019 REV. C 05/14
Immunalysis, Immunalysis Logo and Quantisal are trademarks of Immunalysis Corporation.